

Universal

SERIES

Built for strength. Built to last.



Model 225 SP with optional Stockton windows

MODEL 225



GOOD

Model 225 Short Panel

The cost effective Model 225 offers exceptional value. The exterior of the door is embossed with a woodgrain texture finish accented by an elegant raised panel design. The door is composed of 25 gauge hot dipped galvanized steel with baked-on polyester paint and reinforced rail for strength and safety.

- ▲ 25 Gauge woodgrain textured steel
- ▲ Unique sculpted panel design
- ▲ Short and Long panel
- ▲ 2" section thickness
- ▲ Tongue and groove weather joint
- ▲ All 21" sections include shadow groove
- ▲ Heavy gauge galvanized stiles
- ▲ Doors pre-painted white & almond
- ▲ 18" and 21" section heights
- ▲ Inclusive Hardware packs available
- ▲ Optional CFC free Polystyrene insulation with a rigid vinyl backskin. Calculated R-Value 6.25
- ▲ Limited 10 year warranty
- ▲ Exclusive RITS™ "Reinforced Integral Truss System" Design

MODEL 224



BETTER

Model 224 Long Panel

For strength and longevity, the Model 224 utilizes heavy 24-gauge steel without sacrificing beauty. The exterior of the door is embossed with a woodgrain texture finish accented by a raised panel design. The door is composed of 24 gauge hot dipped galvanized steel with baked-on polyester paint and reinforced rail for strength and safety.

- ▲ 24 Gauge woodgrain textured steel
- ▲ Unique sculpted panel design
- ▲ Short, Long panel and Flush available
- ▲ 2" Section thickness
- ▲ Tongue and groove section rail
- ▲ Heavy gauge galvanized stiles
- ▲ Doors pre-painted white, almond, sandstone and brown
- ▲ 18" and 21" section heights
- ▲ Inclusive Hardware packs available
- ▲ Optional CFC free Polystyrene insulation with a rigid vinyl backskin. Calculated R-Value 6.25
- ▲ Lifetime limited warranty
- ▲ Exclusive RITS™ "Reinforced Integral Truss System" Design

MODEL 625



BEST

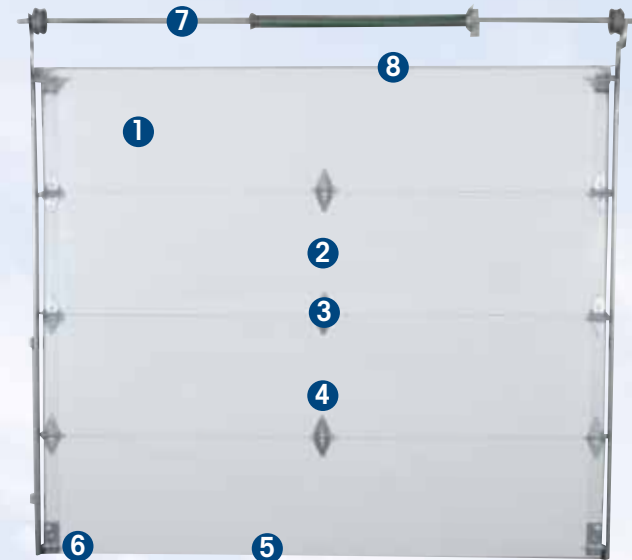
Model 625 SP with optional Sherwood Windows

The Model 625 is a thermally efficient steel front and steel backed "sandwich style" door. Formed with a unique sculpted raised panel the Model 625 is embossed with a natural wood grain texture. The core is CFC free Polystyrene insulation with a steel back skin for thermal efficiency. The Model 625 door will add great value and beauty to any home.

- ▲ 25 Gauge woodgrain textured steel
- ▲ Unique sculpted panel design
- ▲ Short, Long panel and Flush available
- ▲ 2" section thickness
- ▲ Calculated R-Value 9.0
- ▲ Tongue and groove section rail
- ▲ Full length hinge strip
- ▲ Doors pre-painted white, almond, sandstone and brown
- ▲ 18" and 21" section heights
- ▲ Inclusive Hardware packs available
- ▲ CFC free Polystyrene insulation with a 26 gauge steel back skin
- ▲ Lifetime limited warranty

Standard Features

- 1 26 gauge door back skin
- 2 Continuous internal verticle hinge strap
- 3 Tongue & groove section rail
- 4 Industry standard Hinges
- 5 Reinforced aluminum bottom retainer
- 6 Vinyl bottom weather seal
- 7 Galvanized torsion tube
- 8 Heavy gauge stiles - pre-painted white



Universal SERIES

www.universalgaragedoor.com



Introducing the Universal Series garage doors from 1st United Door Technologies. The workmanship and quality materials ensure you have a garage door that is built for strength, longevity and durability.

Warranty - The model 225 offers a 10 year limited warranty. Model 224 and 625 offer a limited lifetime warranty. 1st United Door Technologies warrants each garage door to be free from defects in material and workmanship to the original purchaser. A copy of this warranty is available upon request.

R-Value - Calculated door section R-Values are in accordance with DASMA TDS-163.

Reinforced Aluminum Bottom Extrusion - Heavy duty grooved "U" type weather seal is set into an aluminum reinforced "L" angle, and fastened to the bottom section.


I-Beam Center Stiles - I-beam center stiles are engineered to reinforce the construction of the section and designed to eliminate the use of plastic reinforcement angles when the section is insulated. Pre-painted white stiles are used for Models 625.



Short Panel



Long Panel



Flush Panel

Available Colors



White



Almond



*Sandstone



*Brown

Face/Back side colors: White/White; Almond/White; Brown/Sandstone; Sandstone/Brown

*Check with your local Dealer for price and availability.


Window Options

Short Panel

Long Panel



Sherwood



Stockton



Cathedral



Cascade



Diamond

Short Panel

Long Panel



Plain View



Sunburst 4 (SP only)

Sunburst 2 (LP only)



Sunburst 8 - SP



Sunburst 4 - LP



Stockbridge (LP only)



Optional Energy Efficient Insulation

CFC free Polystyrene insulation with a rigid vinyl back skin, R factor of 6.25. Laminated PVC backing is available as a factory installed option. Calculated door section R-Values are in accordance with DASMA TDS-163.



Exclusive RITS™ Design

Exclusive RITS™ "Reinforced Integral Truss System" design, for increased section strength and wind-load capabilities that include tongue and groove weather resistant meeting rails.

Distributed By:

1st United Door Technologies, LLC

7255 S. Kyrene Road • Tempe, Arizona 85283

Phone: 480-705-6632 • Fax: 480-705-8497

Toll Free: 866-366-7636 • sales@firstudt.com • www.firstudt.com



Universal Series 0610